




SCHOTTKY BARRIER RECTIFIER



TO-220AB/MBR20200CT




TO-220F/MBRF20200CT



TO-263/MBRB20200CT



TO-252/MBRD20200CT



FEATURES

- Low forward voltage
- High current capability
- High forward surge capability
- Low power losses, High efficiency
- Guarding for over voltage protection



APPLICATIONS

Low VF Schottky barrier rectifier are designed for high frequency, miniature switched mode power supplies such as adapters ,lighting and on-board DC/DC conerters

Primary Characteristic

I_O	2*10A
V_{RRM}	200V
I_{FSM}	250A
V_F	0.76V
T_{jmax}	150°C
Assembly code	AH

MECHANICAL DATA

- **Case:** Molded plastic
- **Polarity:** As marked
- **Mounting Position:** Any
- **Molded Plastic:** UL Flammability Classification Rating 94V-0
- Lead free in compliance with EU RoHS 2011/65/EU directive
- Solder bath temperature 275°C maximum,10s per JESD 22-B106

Maximum Ratings (Per Leg) at Ta=25°C unless otherwise specified

Characteristics	Symbol	Value	Unit
Maximum Repetitive Peak Reverse Voltage	V_{RRM}	200	V
Working Peak Reverse Voltage	V_{RWM}	200	V
Maximum DC Blocking Voltage	V_{DC}	200	V
Maximum Average Forward Rectified Current	I_O	Per Leg	10
		Total	20
Peak Forward Surge Current,8.3 ms Single Half Sine-wave Superimposed on Rated Load (JEDEC method)	I_{FSM}	250	A
Operating Temperature Range	T_J	150	°C
Storage Temperature Range	T_{STG}	-40 to +150	°C
Typical Thermal Resistance (Note1) TO-220AB,TO-263,TO-252 TO-220F	$R_{\theta JC}$	2	°C/W
		4	

Note1: Thermal resistance from Junction to case per leg mounted on heatsink.

Electrical Characteristics (Per Leg) unless otherwise specified

Characteristics	Symbol	Value		Unit
Forward Voltage Drop(Note2)	V_F	Typ.	Max.	V
		at $I_F=3A$	TA=25°C	
	TA=125°C	0.63	-	
at $I_F=5A$	TA=25°C	0.80	-	
	TA=125°C	0.68	-	
at $I_F=10A$	TA=25°C	0.87	0.92	
	TA=125°C	0.76	-	
Maximum Reverse Current at $V_R=200V$	I_R	TA=25°C	10	
		TA=125°C	1	mA

Note2:Pulse test: 300 µs pulse width, 1 % duty cycle

FIG.1 MAXIMUM FORWARD CURRENT DERATING CURVE

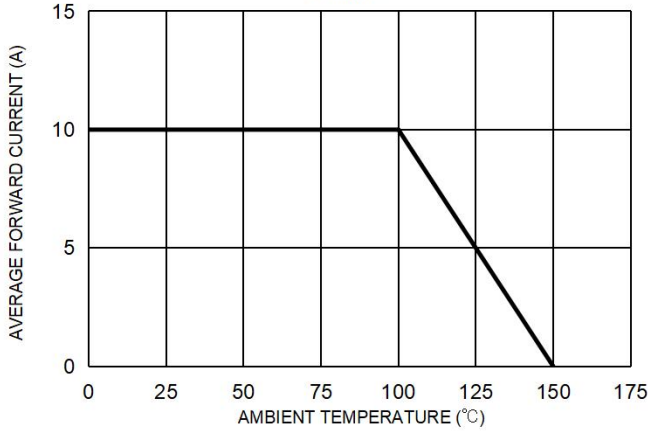


FIG. 2 MAXIMUM NON-REPETITIVE FORWARD SURGE CURRENT PER LEG

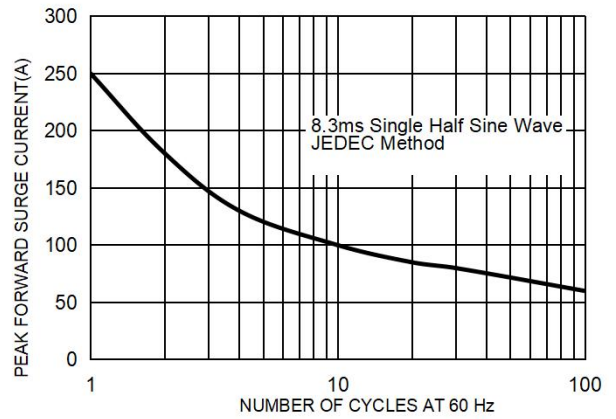


FIG. 3 TYPICAL FORWARD CHARACTERISTICS PER LEG

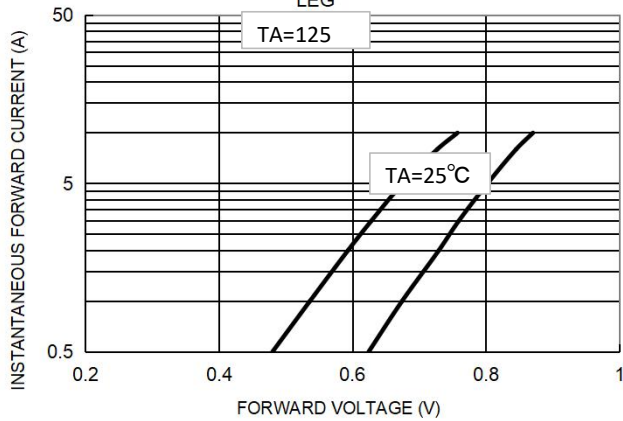
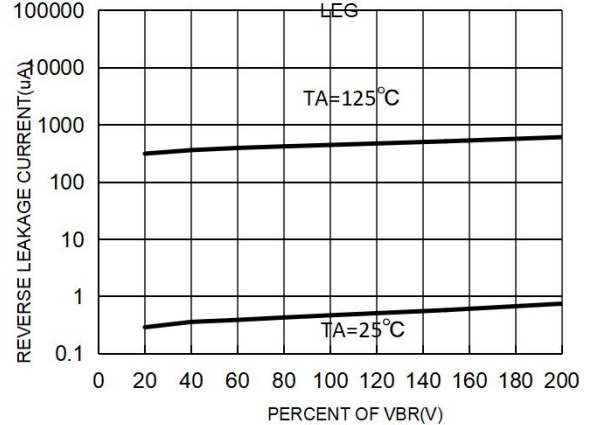
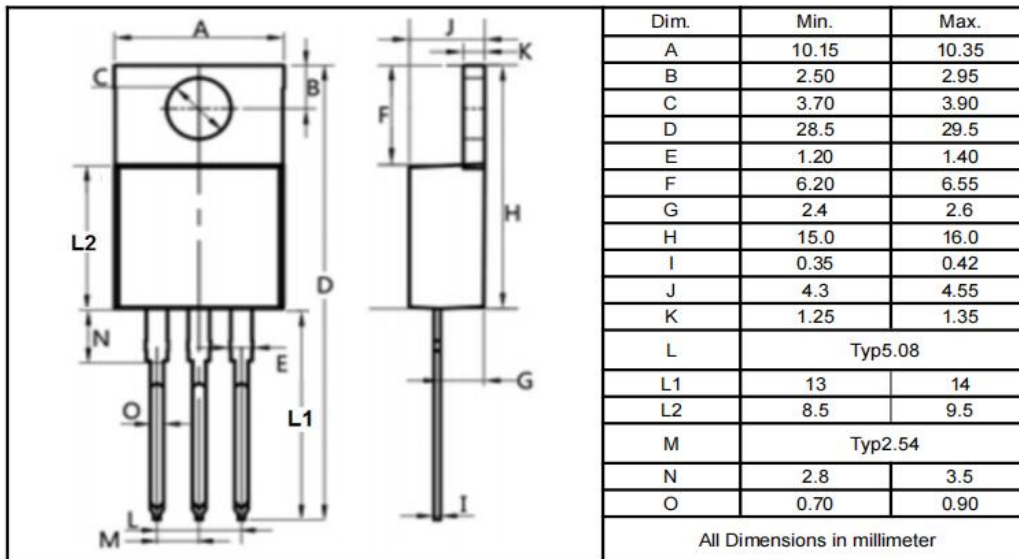


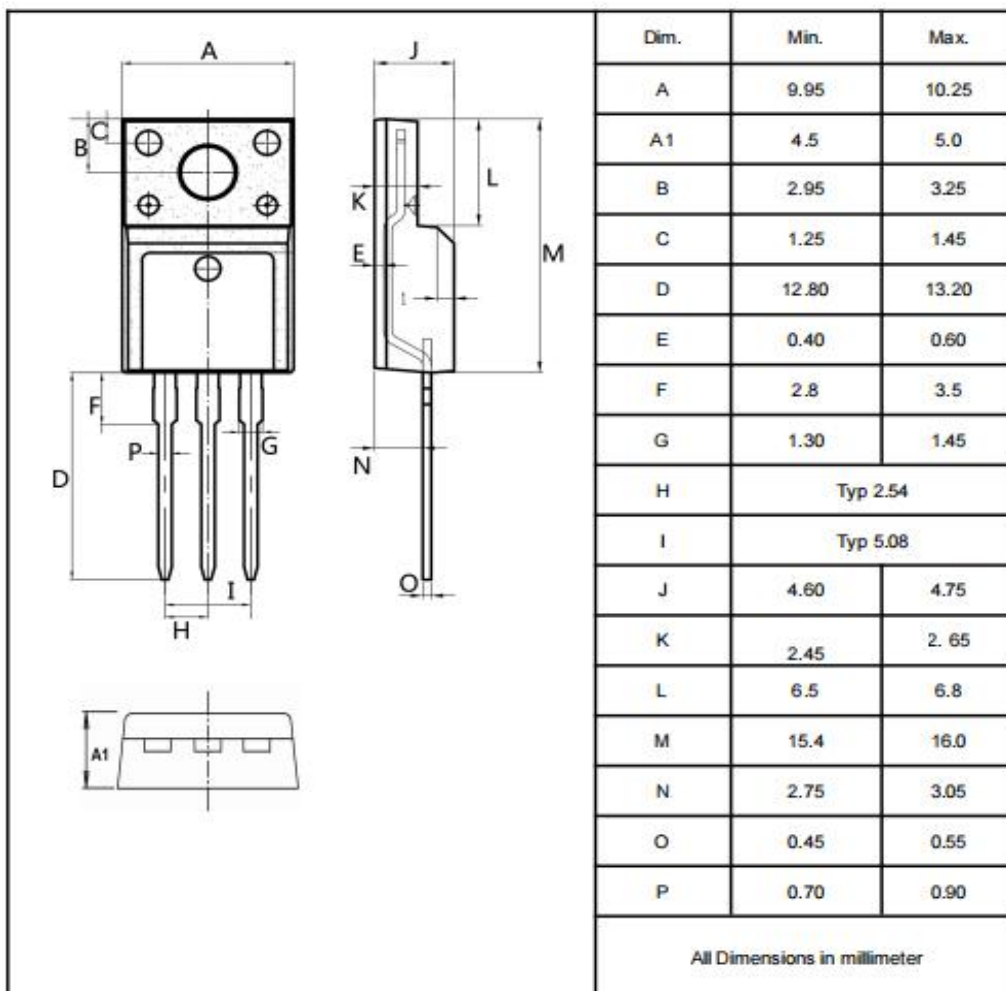
FIG. 4 TYPICAL REVERSE CHARACTERISTICS PER LEG



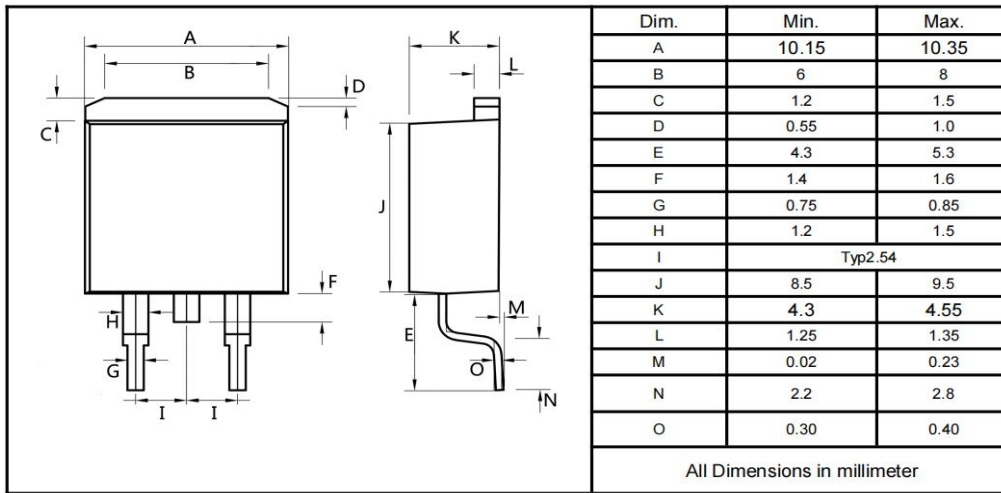
TO-220AB



TO-220F



T0-263



T0-252

